



SCHMIEDEEISEN-STÄBE & ZAUNTECHNIK



Anfangsstäbe 370 - 372, 376, 378 - 380



Geländerstäbe 372 - 382, 384 - 387, 394 - 395



Zaunstäbe 383, 394 - 395




Lanzenstäbe 392 - 394



Korbstäbe 388 - 389




Zubehör Zauntechnik 369, 390 - 393



Zubehör Zauntechnik 369, 392 - 395

Lochstäbe, Länge: 1200 mm



Lochstab, 2 x Rund-Lochung für 1 x 22 mm & 1 x 25 mm

Art. Nr.	Material	Loch-abstand
93 92 36	Ø 25	450



Lochstab, 3 x Rund-Lochung für 2 x 22 mm & 1 x 25 mm

Art. Nr.	Material	Loch-abstand
93 92 37	Ø 25	320




Lochstab, 3 x Rund-Lochung für 2 x 25 mm & 1 x 30 mm

Art. Nr.	Material	Loch-abstand
93 92 38	Ø 30	320



Lochstab, 3 x Oval-Lochung für 2 x 22 mm & 1 x 25 mm, für Treppen

Art. Nr.	Material	Loch-abstand
93 92 39	Ø 25	320



Handlaufanfänger, geschmiedet, einseitig angestacht für Locheisenstäbe

Art. Nr.	Material
93 58 91	● 25



Handlaufanfänger, geschmiedet, eng eingerollt, Maße: 350 x 120 mm

Art. Nr.	Material
93 58 89	● 25
93 58 90	● 30



Lochstab, 2 x Rund-Lochung für 1 x 25 mm & 1 x 30 mm

Art. Nr.	Material	Loch-abstand
93 92 40	■ 30	450



Lochstab, 2 x Rund-Lochung für 1 x 22 mm & 1 x 25 mm

Art. Nr.	Material	Loch-abstand
93 92 41	■ 30	450




Lochstab, 1 x Spießkant-Lochung für 30 x 30 mm


Art. Nr.	Material	Loch-abstand
93 92 42	■ 30	450


SCHMIEDEEISEN-STÄBE


Anfangsstäbe, Länge: 1100/1200 mm,  glatt,  flächengehämmert,  kantengehämmert,  geschmiedet




Art. Nr. 93 80 32
 ■ 20 | A: 75 | B: 195
L: 1100 | 3,8 kg





Art. Nr. 93 80 18
 ■ 20 | A: 45
L: 1100 | 3,5 kg




Art. Nr. 93 80 30
 ■ 20
L: 1100 | 3,4 kg




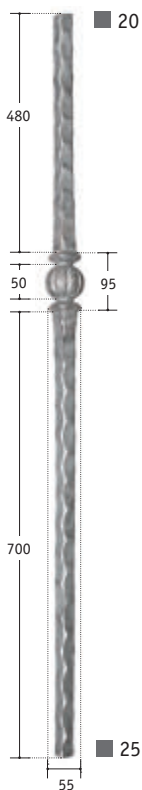
Art. Nr. 93 80 39
 ■ 20
L: 1100 | 3,8 kg



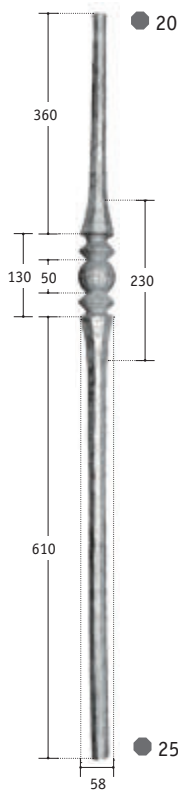
Art. Nr. 93 86 42
 ● 25
L: 1100 | 5,2 kg

Art. Nr. 93 80 33
 ■ 25 | A: 85 | B: 205
L: 1100 | 5,1 kg

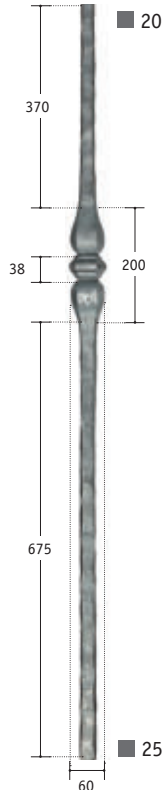
Art. Nr. 93 14 29
 ■ 25 | A: 45
L: 1200 | 6,0 kg




Art. Nr. 93 80 22
 ■ 20/25
L: 1100 | 6,0 kg





Art. Nr. 93 80 44
 ● 20/25
L: 1100 | 6,0 kg



Art. Nr. 93 80 25
 ■ 20/25
L: 1100 | 6,1 kg



Art. Nr. 93 14 15
 ■ 25
L: 1200 | 6,5 kg




Art. Nr. 93 80 45
 ■ 20/25
L: 1100 | 6,8 kg

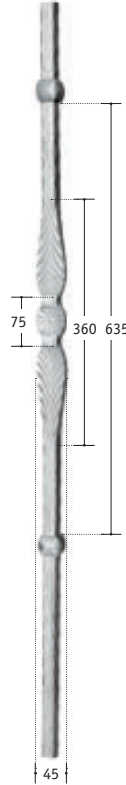
Anfangsstäbe, Länge: 1100/1300 mm,  glatt,  flächengehämmert,  kantengehämmert,  geschmiedet




Art. Nr. 93 84 30
 | ■ 20
L: 1100 | 4,2 kg





Art. Nr. 93 01 48
  | ■ 25
L: 1300 | 5,9 kg



Art. Nr. 93 80 00
  | ■ 20
L: 1100 | 4,0 kg




Art. Nr. 93 80 31
 | ■ 20
L: 1100 | 3,6 kg



Stütze für Anfangsstab,
Wandabstand: 70 mm,
Bohrloch: \varnothing 11 mm,
Wandplatte: \varnothing 105 x 6 mm

Art. Nr.	Profil	kg
93 89 08	■ 25	2,3




Anfangsschnörkel
für Pfosten, glatt

Art. Nr.	Material	kg
93 01 27	■ 20	4,4

SCHMIEDEEISEN-STÄBE

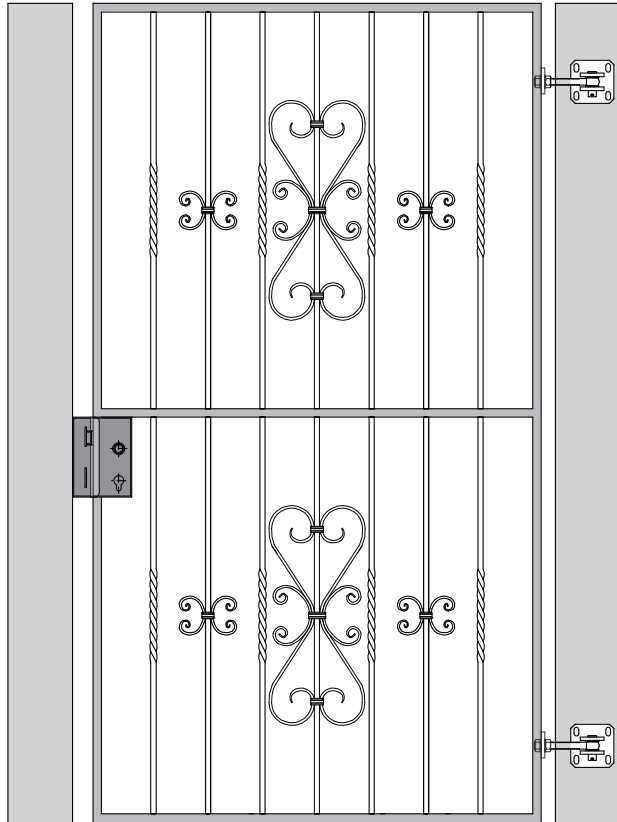
Geländerstäbe, Länge: 1000 mm,  glatt,  flächengehämmert,  kantengehämmert,  geschmiedet



Art. Nr. 93 80 30
 | ■ 20
L: 1100 | 3,4 kg



Detailausschnitt
Art. Nr. 93 70 09




Art. Nr. 93 81 40
 | ■ 12 | 1,0 kg



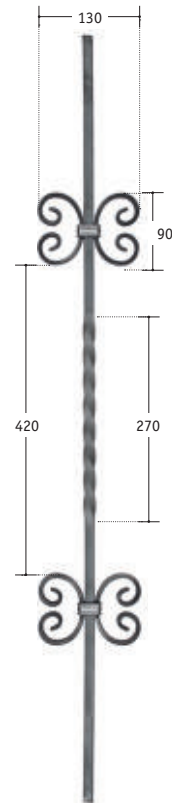
Art. Nr. 93 81 41
 | ■ 12 | 1,0 kg




Art. Nr. 93 81 42
 | ■ 12 | 1,1 kg







Art. Nr. 93 70 17
 | ■ 12 | 1,2 kg




Art. Nr. 93 70 18
 | ■ 12 | 1,5 kg




Art. Nr. 93 70 09
 | ■ 12 | 2,1 kg

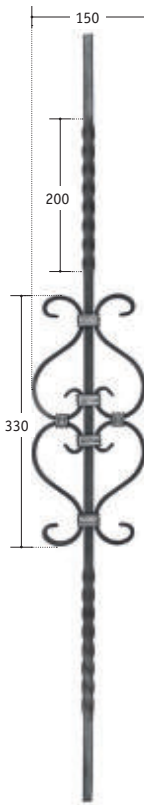
Geländerstäbe, Länge: 1000 mm,  glatt,  flächengehämmert,  kantengehämmert,  geschmiedet




Art. Nr. 93 70 84
 | ■ 12 | 1,4 kg




Art. Nr. 93 70 85
 | ■ 12 | 1,8 kg



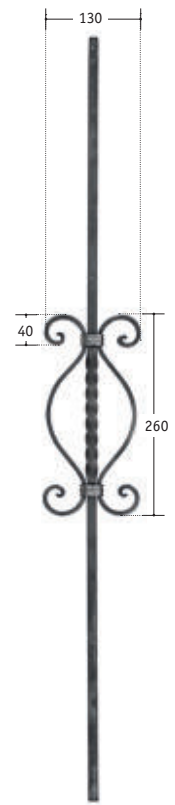
Art. Nr. 93 70 00
 | ■ 12 | 1,7 kg




Art. Nr. 93 70 19
 | ■ 12 | 2,16 kg



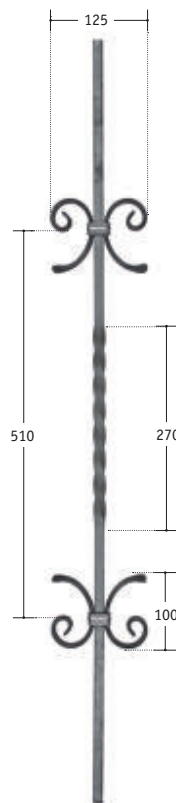
Art. Nr. 93 70 20
 | ■ 12 | 2,4 kg



Art. Nr. 93 01 58
 | ■ 12 | 1,5 kg




Art. Nr. 93 70 88
 | ■ 12 | 1,2 kg



Art. Nr. 93 70 89
 | ■ 12 | 1,4 kg



Art. Nr. 93 70 11
 | ■ 12 | 1,1 kg




Art. Nr. 93 70 08
 | ■ 12 | 1,2 kg




Art. Nr. 93 70 12
 | ■ 12 | 1,0 kg

SCHMIEDEEISEN-STÄBE

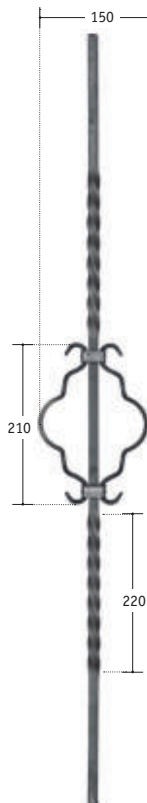
Geländerstäbe, Länge: 1000 mm,  glatt,  flächengehämmert,  kantengehämmert,  geschmiedet




Art. Nr. 93 70 15
 | ■ 12 | 1,7 kg



Art. Nr. 93 70 16
 | ■ 12 | 1,8 kg




Art. Nr. 93 70 80
 | ■ 12 | 1,3 kg




Art. Nr. 93 58 60
 | ■ 12 | 1,5 kg




Art. Nr. 93 01 91
 | ■ 12 | 1,8 kg




Art. Nr. 93 70 13
 | ■ 12 | 1,3 kg



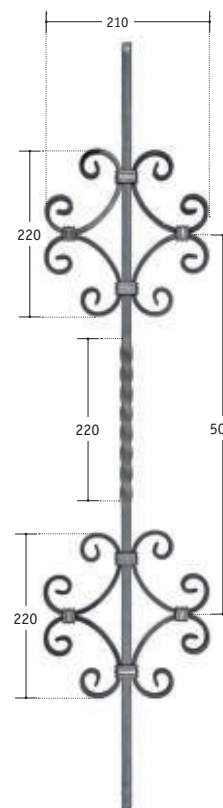
Art. Nr. 93 70 14
 | ■ 12 | 1,7 kg




Art. Nr. 93 70 02
 | ■ 12 | 1,8 kg







Art. Nr. 93 70 82
 | ■ 12 | 1,8 kg

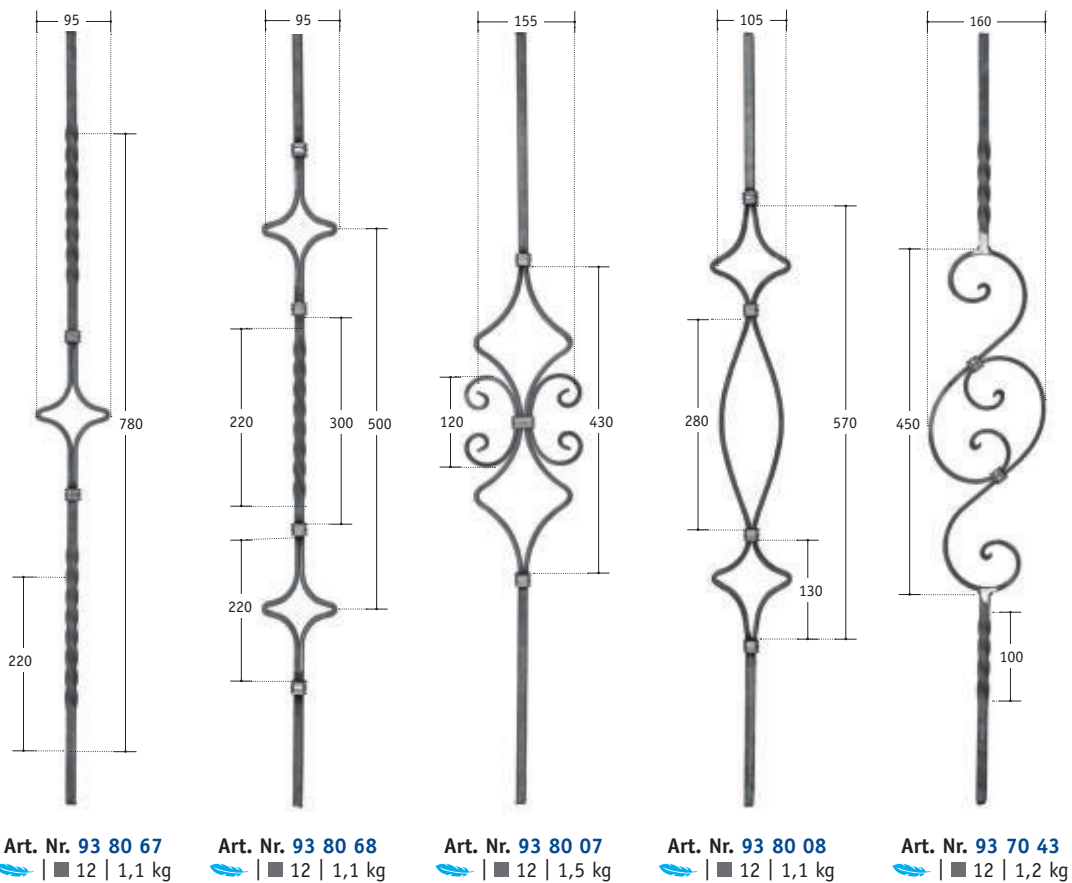


Art. Nr. 93 70 83
 | ■ 12 | 2,3 kg




Art. Nr. 93 70 36
 | ■ 12 | 1,8 kg

Geländerstäbe, Länge: 1000 mm,  glatt,  flächengehämmert,  kantengehämmert,  geschmiedet




SCHMIEDEEISEN-STÄBE


Geländerstäbe, Länge: 1000 mm,  glatt,  flächengehämmert,  kantengehämmert,  geschmiedet



Art. Nr. 93 80 18

 | ■ 20 | A: 45
L: 1100 | 3,5 kg

Art. Nr. 93 14 29


 | ■ 25 | A: 45
L: 1200 | 6,0 kg




Art. Nr. 93 81 50

 | ■ 12 | A: 25
B: 260 | 1,0 kg

Art. Nr. 93 14 24


 | ■ 14 | A: 30
B: 250 | 1,5 kg




Art. Nr. 93 81 51

 | ■ 12 | A: 25
B: 170 | C: 305 | 1,0 kg


Art. Nr. 93 14 25

 | ■ 14 | A: 30
B: 150 | C: 305 | 1,5 kg



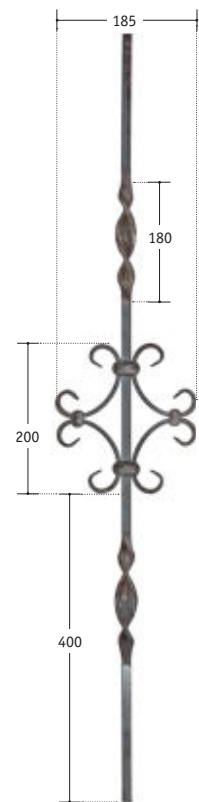
Art. Nr. 93 81 52

 | ■ 12 | 1,2 kg







Art. Nr. 93 81 53


 | ■ 12 | 1,5 kg




Art. Nr. 93 81 54

 | ■ 12 | 1,6 kg


Geländerstäbe, Länge: 1000 mm,  glatt,  flächengehämmert,  kantengehämmert,  geschmiedet




Art. Nr. 93 86 06
 | ■ 12 | 1,00 kg



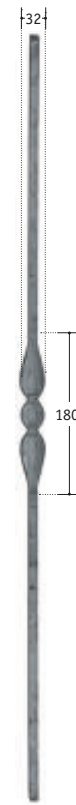
Art. Nr. 93 86 08
 | ■ 12 | 1,10 kg




Art. Nr. 93 86 09
 | ■ 12 | 1,10 kg




Art. Nr. 93 86 10
 | ■ 12 | 1,30 kg



Art. Nr. 93 02 10
 | ■ 12 | 1,10 kg



Art. Nr. 93 02 11
 | ■ 12 | 1,00 kg



Art. Nr. 93 58 22
 | ■ 12 | 1,58 kg




Art. Nr. 93 58 21
 | ■ 12 | 1,87 kg



Art. Nr. 93 58 23
 | ■ 12 | 1,68 kg




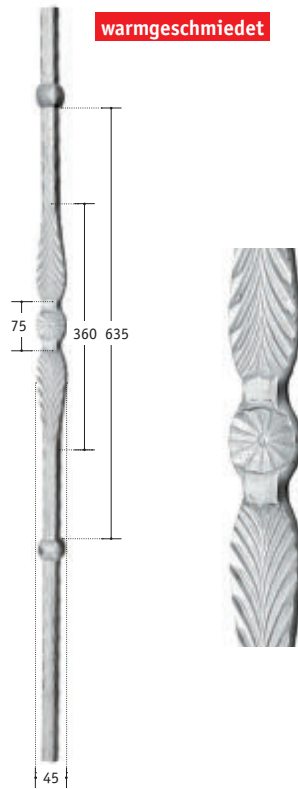
Art. Nr. 93 80 51
 | ■ 12 | 1,00 kg




Art. Nr. 93 80 52
 | ■ 12 | 1,00 kg



SCHMIEDEEISEN-STÄBE

Geländerstäbe, Länge: 1000 mm,  glatt,  flächengehämmert,  kantengehämmert,  geschmiedet





Art. Nr. 93 80 00
  | ■ 20
L: 1100 | 4,0 kg









Art. Nr. 93 81 30
  | ■ 12 | A: 30
B: 360 | 1,1 kg

Art. Nr. 93 81 31
  | ■ 12 | A: 30
B: 290 | C: 160 | 1,0 kg

Art. Nr. 93 84 35
  | ■ 12 | A: 135
B: 110 | C: 160 | 1,3 kg


Art. Nr. 93 84 36
  | ■ 12 | A: 210
B: 360 | C: 600 | 2,0 kg

Art. Nr. 93 84 37
  | ■ 12 | A: 110
B: 160 | C: 250 | 1,8 kg

Geländerstäbe, Länge: 1000 mm,  glatt,  flächengehämmert,  kantengehämmert,  geschmiedet




kalt gepresst

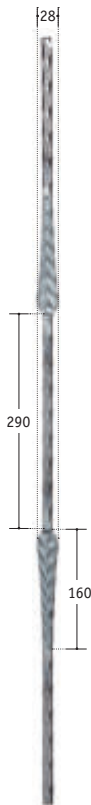


Art. Nr. 93 14 15
 | ■ 25
L: 1200 | 6,5 kg

↓  grob gearbeitet ↓



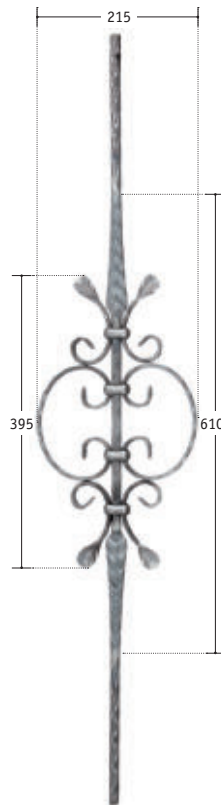
Art. Nr. 93 81 73
 | ■ 12 | 1,07 kg



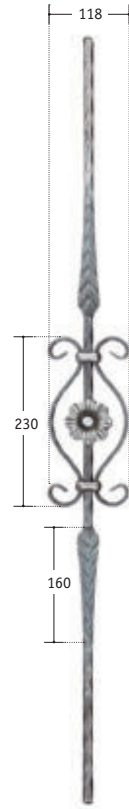
Art. Nr. 93 81 74
 | ■ 12 | 1,09 kg



Art. Nr. 93 81 75
 | ■ 12 | 1,34 kg



Art. Nr. 93 81 76
 | ■ 12 | 2,12 kg



Art. Nr. 93 81 77
 | ■ 12 | 1,67 kg

SCHMIEDEEISEN-STÄBE

Geländerstäbe, Länge: 1000 mm,  glatt,  flächengehämmert,  kantengehämmert,  geschmiedet




Art. Nr. 93 84 30

 | ■ 20
L: 1100 | 4,2 kg


↓ Stab Oberfläche strukturiert ↓



Art. Nr. 93 84 38
 | ■ 12 | 1,0 kg



Art. Nr. 93 84 31
 | ■ 12 | 1,0 kg







Art. Nr. 93 84 33
 | ■ 12 | 1,2 kg



Art. Nr. 93 84 34
 | ■ 12 | 1,2 kg




Art. Nr. 93 84 32
 | ■ 12 | 1,3 kg

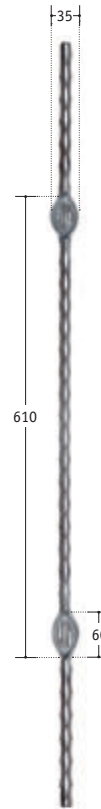
Geländerstäbe, Länge: 1000 mm,  glatt,  flächengehämmert,  kantengehämmert,  geschmiedet




Art. Nr. 93 58 29
 | ■ 12 | 1,3 kg



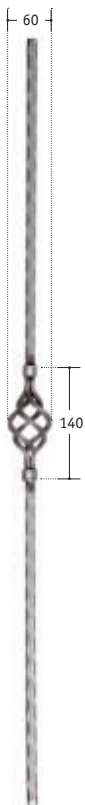
Art. Nr. 93 80 13
 | ◆ 12 | 1,0 kg



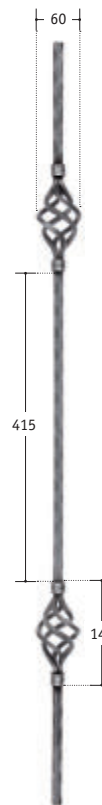
Art. Nr. 93 80 14
 | ◆ 12 | 1,9 kg



Art. Nr. 93 80 15
 | ◆ 12 | 1,8 kg



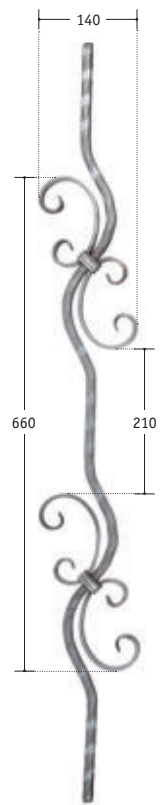
Art. Nr. 93 71 38
 | ■ 12 | 1,0 kg



Art. Nr. 93 71 39
 | ■ 12 | 1,2 kg






Art. Nr. 93 71 30
 | ■ 12 | 1,3 kg




Art. Nr. 93 71 31
 | ■ 12 | 1,6 kg

SCHMIEDEEISEN-STÄBE


Geländerstäbe, Länge: 1000 mm,  glatt,  flächengehämmert,  kantengehämmert,  geschmiedet



Art. Nr. 93 81 67
 | ■ 12 | 1,3 kg



Art. Nr. 93 71 32
 | ■ 12 | 1,4 kg




Art. Nr. 93 71 33
 | ■ 12 | 1,9 kg



Art. Nr. 93 81 72
 | ■ 12 | 1,5 kg



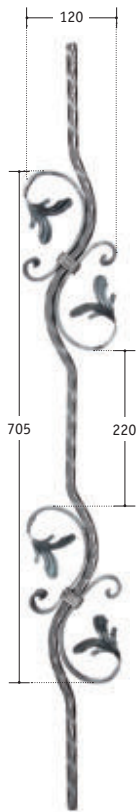
Art. Nr. 93 80 53
 | ■ 12 | 1,0 kg



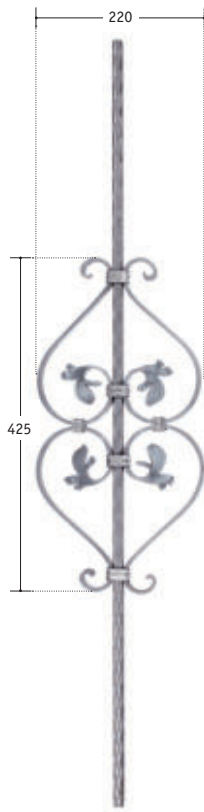
Art. Nr. 93 80 54
 | ■ 12 | 1,0 kg



Art. Nr. 93 70 96
 | ■ 12 | 1,4 kg



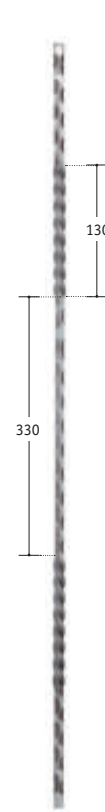
Art. Nr. 93 70 97
 | ■ 12 | 1,9 kg



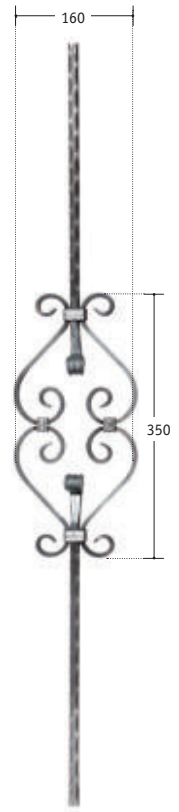
Art. Nr. 93 70 66
 | ■ 12 | 2,2 kg







Art. Nr. 93 81 44
 | ■ 12 | 1,0 kg



Art. Nr. 93 81 45
 | ■ 12 | 1,0 kg




Art. Nr. 93 70 29
 | ■ 12 | 1,7 kg


Zaunstäbe, Länge: 600 mm,  glatt,  flächengehämmert,  kantengehämmert,  geschmiedet



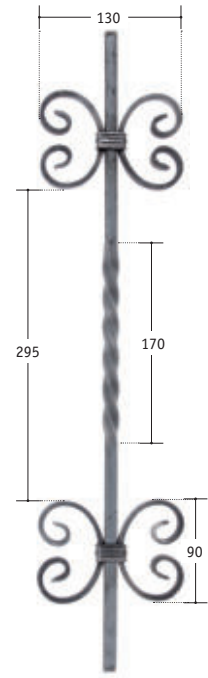
Art. Nr. 93 72 01
 | ■ 12 | 0,70 kg




Art. Nr. 93 72 00
 | ■ 12 | 0,60 kg




Art. Nr. 93 72 17
 | ■ 12 | 0,90 kg



Art. Nr. 93 72 18
 | ■ 12 | 1,20 kg

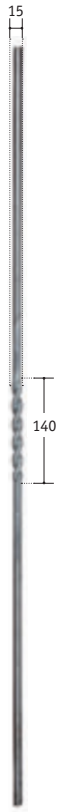


Art. Nr. 93 72 09
 | ■ 12 | 1,50 kg

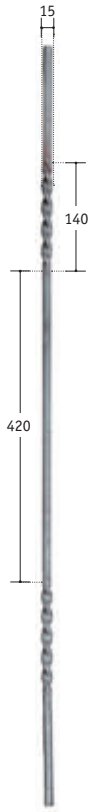


Art. Nr. 93 72 15
 | ■ 12 | 1,40 kg

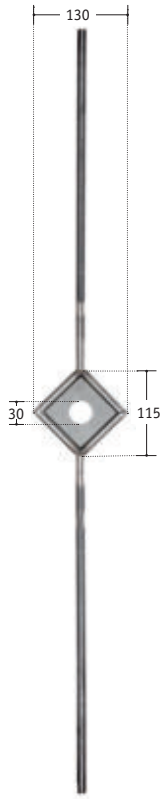
Geländerstäbe, Länge: 1000 mm,  glatt,  flächengehämmert,  kantengehämmert,  geschmiedet




Art. Nr. 93 35 01
 | ● 12 | 1,00 kg



Art. Nr. 93 35 02
 | ● 12 | 1,00 kg




Art. Nr. 93 86 19
 | ● 12 | 1,00 kg



Art. Nr. 93 86 20
 | ● 12 | 1,90 kg



Art. Nr. 93 86 23
 | ● 12 | 1,00 kg



Art. Nr. 93 01 69
 | ● 12 | 1,15 kg



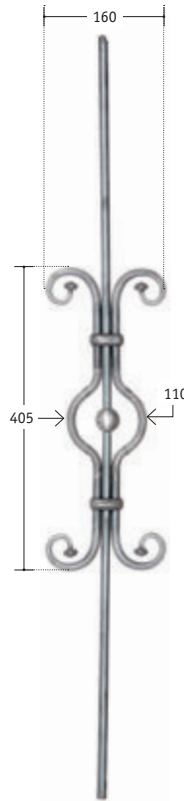
Art. Nr. 93 02 31
 | ● 12 | 1,84 kg



Art. Nr. 93 86 94
 | ● 12 | 1,65 kg




Art. Nr. 93 86 68
 | ● 12 | 2,20 kg







Art. Nr. 93 86 24
 | ● 12 | 2,20 kg

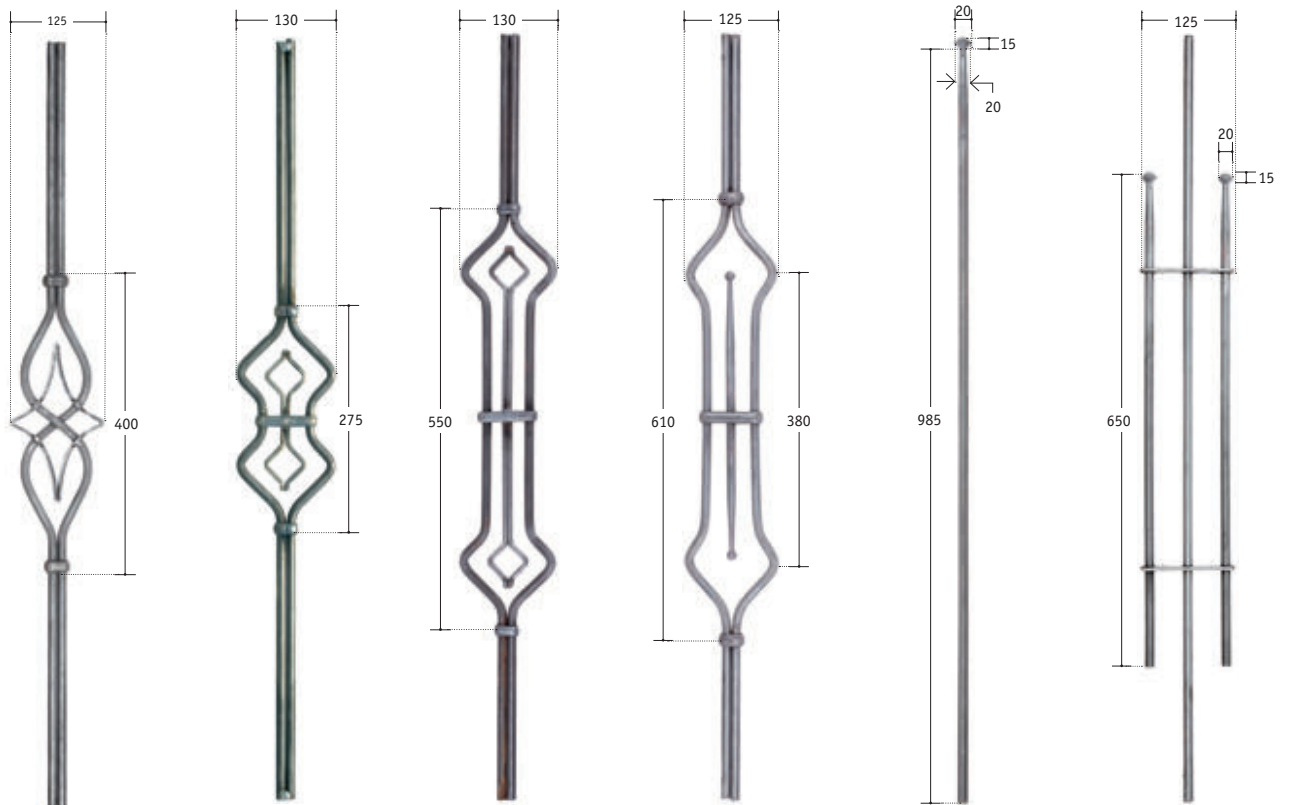


Art. Nr. 93 86 38
 | ● 12 | 1,00 kg



Art. Nr. 93 86 37
 | ● 12 | 1,00 kg

Geländerstäbe, Länge: 1000 mm,  glatt,  flächengehämmert,  kantengehämmert,  geschmiedet



Art. Nr. 93 81 17
 | ● 12 | 2,20 kg



Art. Nr. 93 01 61
 | ● 12 | 2,10 kg

Art. Nr. 93 01 60
 | ● 12 | 2,30 kg

Art. Nr. 93 86 33
 | ● 12 | 2,30 kg

Art. Nr. 93 86 36
 | ● 12 | 1,00 kg

Art. Nr. 93 86 34
 | ● 12 | 2,10 kg


Geländerstäbe, Länge: 1000 mm,  glatt,  flächengehämmert,  kantengehämmert,  geschmiedet



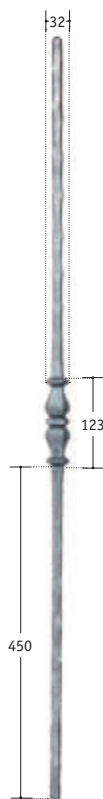
Art. Nr. 93 01 73
 | ■ 14 | 1,3 kg



Art. Nr. 93 58 08
 | ■ 14 | 1,4 kg




Art. Nr. 93 58 09
 | ■ 14 | 1,7 kg



Art. Nr. 93 80 75
 | ■ 14 | 1,5 kg



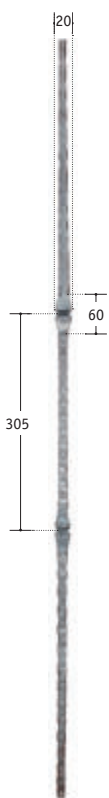
Art. Nr. 93 58 06
 | ■ 14 | 1,4 kg



Art. Nr. 93 58 07
 | ■ 14 | 1,8 kg




Art. Nr. 93 87 90
 | ■ 12 | 1,1 kg



Art. Nr. 93 87 91
 | ■ 12 | 1,2 kg








Art. Nr. 93 85 43
  | ■ 14 | 1,7 kg




Art. Nr. 93 85 44
  | ■ 14 | 2,1 kg




Geländerstäbe, Länge: 1000 mm,  glatt,  flächengehämmert,  kantengehämmert,  geschmiedet




Art. Nr. 93 85 51
 | ● 12 | 1,2 kg



Art. Nr. 93 85 53
 | ● 12 | 1,3 kg




Art. Nr. 93 58 11
 | ● 12 | 1,0 kg



Art. Nr. 93 58 12
 | ● 12 | 1,1 kg




Art. Nr. 93 58 04
 | ● 12 | 1,1 kg




Art. Nr. 93 58 05
 | ● 12 | 1,1 kg




Art. Nr. 93 58 13
 | ● 12 | 1,0 kg



Art. Nr. 93 58 14
 | ● 12 | 1,4 kg



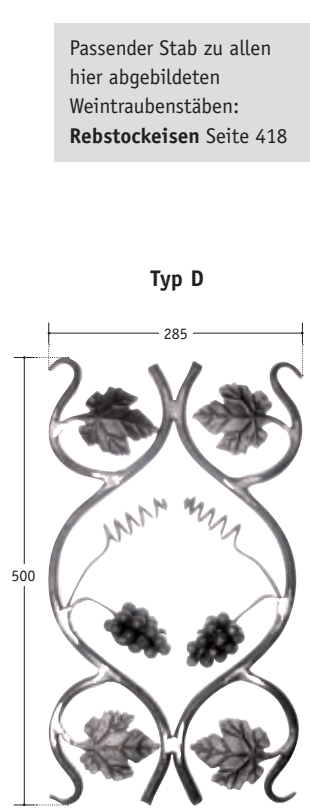
Art. Nr. 93 87 00
 | ● 14 | 5,90 kg



Art. Nr. 93 87 01
 | ● 14 | 2,97 kg



Art. Nr. 93 87 02
 | ● 14 | 3,46 kg




Art. Nr. 93 87 03
 | ● 14 | 3,67 kg

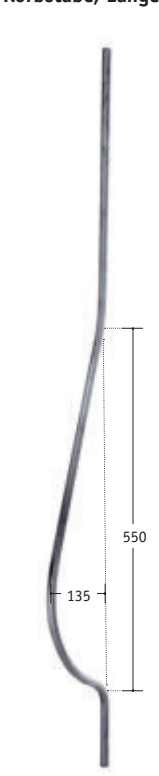
Passender Stab zu allen hier abgebildeten Weintraubenstäben: **Rebstockeisen** Seite 418


SCHMIEDEEISEN-STÄBE

Korbstäbe, Länge: s. Produktbeschreibung,  glatt,  flächengehämmert,  kantengehämmert,  geschmiedet




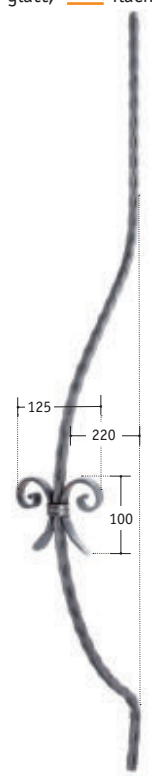
Art. Nr. 93 85 68
 | ■ 12 | 1,40 kg
L: 1100





Art. Nr. 93 14 08
 | ● 12 | 0,85 kg
L: 1000





Art. Nr. 93 85 90
 | ■ 12 | 1,30 kg
L: 1100




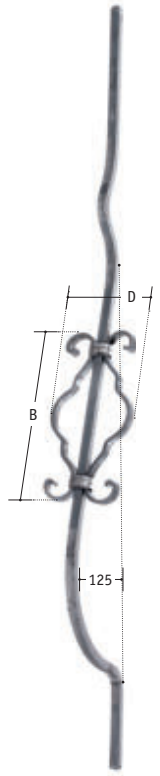
Art. Nr. 93 85 92
 | ■ 12 | 1,60 kg
L: 1100





Art. Nr. 93 86 13
 | ■ 12 | A: 125
1,10 kg | L: 1000




Art. Nr. 93 85 98
 | ■ 12 | B: 270
1,00 kg | L: 1000




Art. Nr. 93 85 99
 | ■ 12 | B: 215
D: 110 | 1,20 kg | L: 1000




Art. Nr. 93 86 01
 | ■ 12 | 1,10 kg
L: 1000





Art. Nr. 93 86 15
 | ■ 12 | 1,20 kg
L: 1000





Art. Nr. 93 86 16
 | ■ 12 | 1,50 kg
L: 1000


Art. Nr. 93 86 12
 | ■ 12 | A: 125
1,40 kg | L: 1200

Art. Nr. 93 85 84
 | ■ 12 | B: 280
1,40 kg | L: 1200

Art. Nr. 93 85 86
 | ■ 12 | B: 215
D: 110 | 1,80 kg | L: 1200


Art. Nr. 93 86 02
 | ■ 12 | 1,50 kg
L: 1200

Art. Nr. 93 86 11
 | ■ 12 | A: 130
1,80 kg | L: 1500


Art. Nr. 93 85 85
 | ■ 12 | B: 280
1,70 kg | L: 1500

Korbstäbe, Länge: s. Produktbeschreibung,  glatt,  flächengehämmert,  kantengehämmert,  geschmiedet





Art. Nr. 93 03 04
 | ■ 12
1,08 kg | L: 1000





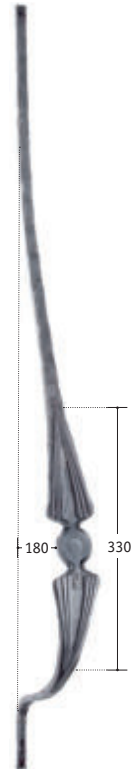
Art. Nr. 93 58 45
 | ■ 12
1,00 kg | L: 1000





Art. Nr. 93 59 00
 | ■ 16 x 12
1,90 kg | L: 1000

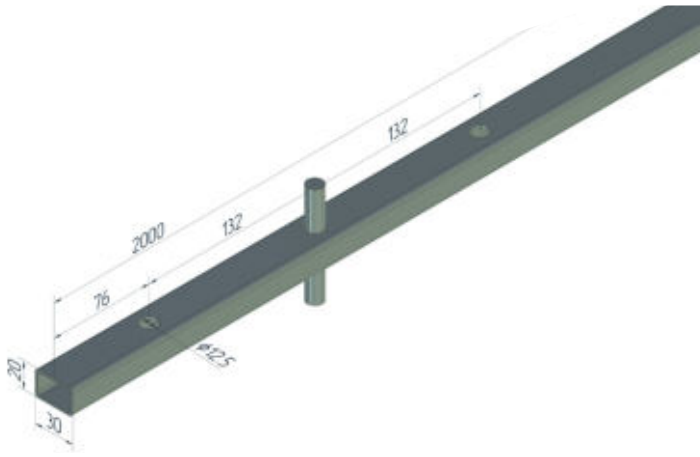


Art. Nr. 93 59 01
  | ■ 16 x 12
1,80 kg | L: 1000



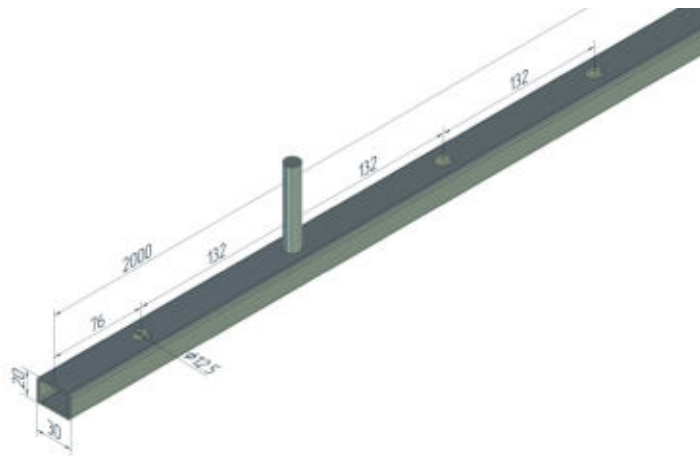
Art. Nr. 93 59 02
  | ■ 16 x 12
1,80 kg | L: 1000





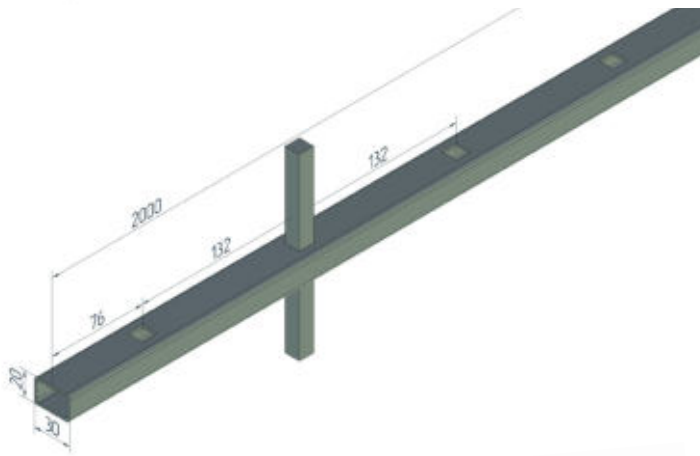
Traverse aus Rechteckrohr,
mit 15 Durchgangsbohrungen

Art. Nr.	Profil	Länge	Lochung	kg
93 92 43	30 x 20 x 2	2000	● 12,5	2,6



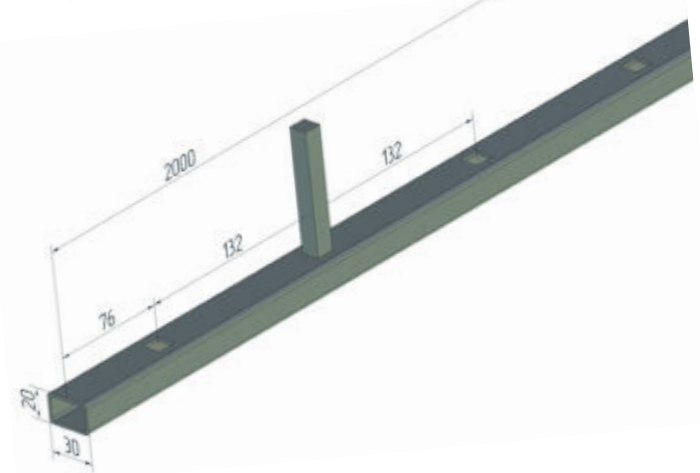
Traverse aus Rechteckrohr,
mit 15 einseitigen Bohrungen

Art. Nr.	Profil	Länge	Lochung	kg
93 92 44	30 x 20 x 2	2000	● 12,5	2,6



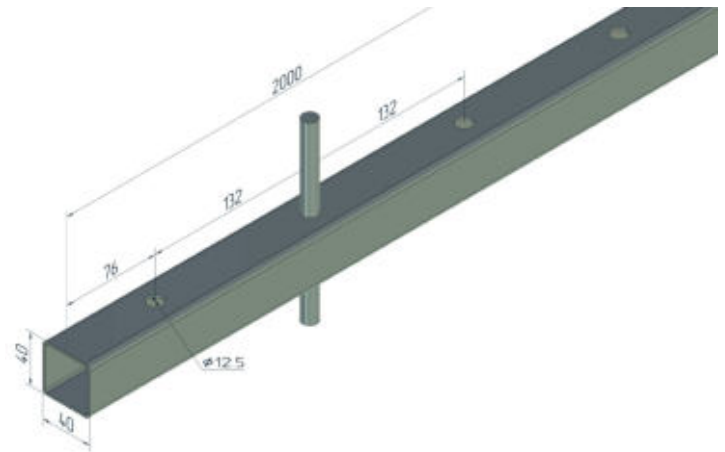
Traverse aus Rechteckrohr,
mit 15 Durchgangsbohrungen

Art. Nr.	Profil	Länge	Lochung	kg
93 92 45	30 x 20 x 2	2000	■ 12,5	2,6



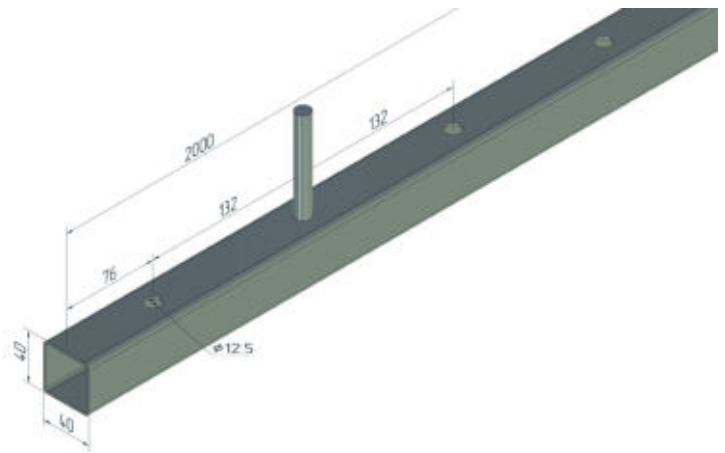
Traverse aus Rechteckrohr,
mit 15 einseitigen Bohrungen

Art. Nr.	Profil	Länge	Lochung	kg
93 92 46	30 x 20 x 2	2000	■ 12,5	2,6



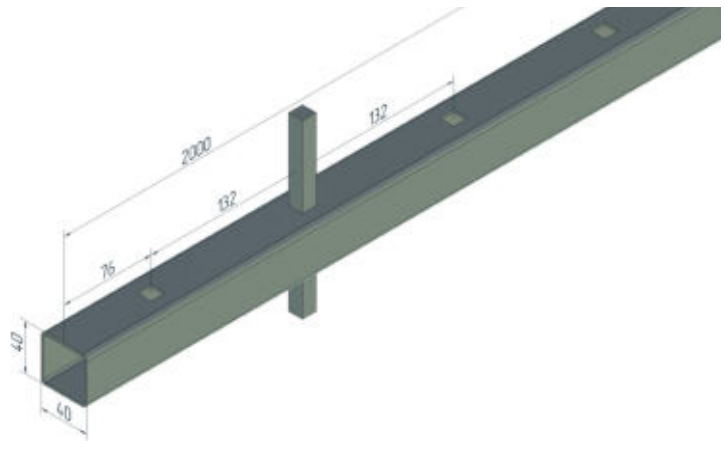
Traverse aus Quadratrohr,
mit 15 Durchgangsbohrungen

Art. Nr.	Profil	Länge	Lochung	kg
93 92 47	40 x 40 x 2	2000	● 12,5	2,6



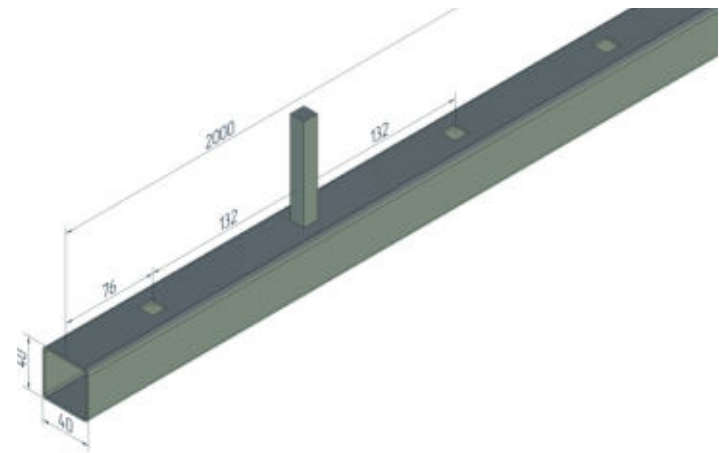
Traverse aus Quadratrohr,
mit 15 einseitigen Bohrungen

Art. Nr.	Profil	Länge	Lochung	kg
93 92 48	40 x 40 x 2	2000	● 12,5	2,6



Traverse aus Quadratrohr,
mit 15 Durchgangsbohrungen

Art. Nr.	Profil	Länge	Lochung	kg
93 92 49	40 x 40 x 2	2000	■ 12,5	2,6




Traverse aus Quadratrohr,
mit 15 einseitigen Bohrungen


Art. Nr.	Profil	Länge	Lochung	kg
93 92 50	40 x 40 x 2	2000	■ 12,5	2,6

Lanzenstäbe, Länge: 1000/1200 mm,  glatt,  flächengehämmert,  kantengehämmert,  geschmiedet




Art. Nr. 93 03 12
 | ● 12 | 0,90 kg
L: 1000




Art. Nr. 93 80 02
 | ● 12 | 0,90 kg
L: 1000





Art. Nr. 93 80 23
 | ● 12 | 0,90 kg
L: 1000





Art. Nr. 93 03 09
 | ● 12 | 1,00 kg |
Kugel-Ø: 25 | L: 1000




Art. Nr. 93 03 00
 | ● 12 | 0,87 kg
L: 1000

Art. Nr. 93 03 10
 | ● 12 | 1,00 kg
Kugel-Ø: 30 | L: 1000

Art. Nr. 93 03 01
 | ● 12 | 1,06 kg
L: 1200



Art. Nr. 93 80 03
 | ● 12 | 1,90 kg
L: 1000



Art. Nr. 93 80 04
 | ● 12 | 1,00 kg
L: 1000




Art. Nr. 93 80 05
 | ◆ 12 | 1,10 kg
L: 1000

Locheisen


Lochung gerade





Art. Nr. 91 10 93
 | ■ 30 x 10
für glatte Stäbe: ■ 12
Lochung: ■
4,50 kg | L: 2000


Lochung spießkant




Art. Nr. 91 10 95
 | ■ 30 x 10
für glatte Stäbe: ■ 12
Lochung: ◆
4,50 kg | L: 2000





Art. Nr. 91 10 96
 | ■ 25 x 6
2,50 kg | L: 2000

Art. Nr. 91 10 97
 | ■ 25 x 8
3,00 kg | L: 2000


Art. Nr. 91 10 94
 | ■ 30 x 10
4,50 kg | L: 2000

Lanzenstäbe, Länge: 1000/1500 mm,  glatt,  flächengehämmert,  kantengehämmert,  geschmiedet




Art. Nr. 93 82 04
 | ■ 12 | 1,00 kg
L: 1000





Art. Nr. 93 86 00
 | ■ 12 | 1,13 kg
L: 1000 g



Art. Nr. 93 81 02
 | ■ 12 | 1,13 kg
L: 1000




Art. Nr. 93 82 00
 | ■ 12 | 1,00 kg
L: 1000

Art. Nr. 93 82 01
 | ■ 12 | 1,65 kg
L: 1500

Detailansicht Spitze
Art. Nr. 93 81 03



Art. Nr. 93 81 03
 | ■ 12 | 1,0 kg
L: 1000

Traverse aus C-Profil,
Abstand Lochung: 132 mm (Mitte - Mitte),
Anzahl der Lochungen: 15




Art. Nr.	Profil	Länge	Lochung	kg
93 58 87	30 x 20 x 2,5	2000	● 13	2,8
93 58 88			■ 13	2,6



Hespeneisen, Länge 2000 mm

Art. Nr.	Profil	kg
93 82 92	25 x 8 x 4	2,4
93 82 98	30 x 8 x 5	2,5

Zaunstäbe, Länge: s. Produktbeschreibung,  glatt,  flächengehämmert,  kantengehämmert,  geschmiedet



Art. Nr. 93 92 54
 | ■ 12 | 1,10 kg



Art. Nr. 93 92 55
 | ● 12 | 0,85 kg



Aufsatzkappe, mit Hohlkugel

Art. Nr.	Kappe	Kugel Ø
93 57 15	40 x 40	40
93 57 16	60 x 60	60
93 57 17	80 x 80	80
93 57 18	100 x 100	100



Art. Nr. 93 92 61
 | ● 25 | 0,90 kg



Art. Nr. 93 92 63
 | ■ 12 | 1,15 kg




Art. Nr. 93 92 64
 | ● 12 | 0,90 kg

Zaunstäbe, Länge: s. Produktbeschreibung,  glatt,  flächengehämmert,  kantengehämmert,  geschmiedet



Premiumspitze
Art. Nr. 93 50 03/04
s. a. Seite 398



Premiumspitze
Art. Nr. 93 50 26/27
s. a. Seite 399



Premiumspitze
Art. Nr. 93 50 34/35/36
s. a. Seite 399



Befestigungsset für Zaunfelder,
bestehend aus
4 Befestigungswinkeln feuerverzinkt,
4 V2A-Bohrschrauben,
4 Flachrundschraben

Art. Nr.
95 40 21

Art. Nr. 93 92 58
 | ■ 12 | 1,10 kg

Art. Nr. 93 92 59
 | ■ 12 | 0,95 kg

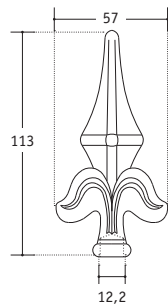
Art. Nr. 93 92 60
 | ■ 12 | 1,10 kg

Kugelspitze
mit Sacklochbohrung \varnothing 12,2 mm



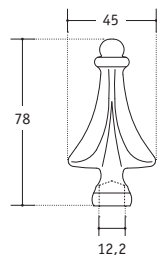
Art. Nr.
93 92 65

Aufsatzspitze
mit Sacklochbohrung \varnothing 12,2 mm
H x L: 113 x 57 mm




Art. Nr.
93 92 66

Aufsatzspitze
mit Sacklochbohrung \varnothing 12,2 mm
H x L: 78 x 45 mm



Art. Nr.
93 92 67



Art. Nr. 93 92 56
 | ● 12 | 0,85 kg



Art. Nr. 93 92 57
 | ■ 12 | 1,10 kg